

2012 HOURLY EMPLOYEE CALENDAR
 For Pay Period Cutoff, Turn-In, and Employee Pay Dates

JANUARY

S	M	T	W	T	F	S
1	2	3	4	5	\$	7
8	9	10	11	12	13	14
15	16	17	18	19	20	✂
22	23	⌚	25	26	27	28
29	30	31				

FEBRUARY

S	M	T	W	T	F	S
				1	2	\$
				3	4	
5	6	7	8	9	10	11
12	13	14	15	16	17	✂
19	20	⌚	22	23	24	25
26	27	28	29			

MARCH

S	M	T	W	T	F	S
					1	\$
					2	3
4	5	6	7	8	9	10
11	12	13	14	15	16	17
18	19	20	21	22	23	✂
25	26	⌚	28	29	30	31

APRIL

S	M	T	W	T	F	S
1	2	3	4	5	\$	7
8	9	10	11	12	13	14
15	16	17	18	19	20	✂
22	23	⌚	25	26	27	28
29	30					

MAY

S	M	T	W	T	F	S
				1	2	3
						\$
						5
6	7	8	9	10	11	12
13	14	15	16	17	18	✂
20	21	⌚	23	24	25	26
27	28	29	30	31		

JUNE

S	M	T	W	T	F	S
						\$
						2
3	4	5	6	7	8	9
10	11	12	13	14	15	16
17	18	19	20	21	22	✂
24	25	⌚	27	28	29	30

JULY

S	M	T	W	T	F	S
1	2	3	4	5	\$	7
8	9	10	11	12	13	14
15	16	17	18	19	20	✂
22	23	⌚	25	26	27	28
29	30	31				

AUGUST

S	M	T	W	T	F	S
				1	2	\$
						4
5	6	7	8	9	10	11
12	13	14	15	16	17	18
19	20	21	22	23	24	✂
26	27	⌚	29	30	31	

SEPTEMBER

S	M	T	W	T	F	S
						1
						\$
						8
9	10	11	12	13	14	15
16	17	18	19	20	21	✂
23	24	⌚	26	27	28	29
30						

OCTOBER





S	M	T	W	T	F	S
						\$
						6
7	8	9	10	11	12	13
14	15	16	17	18	19	✂
21	22	⌚	24	25	26	27
28	29	30	31			

NOVEMBER

S	M	T	W	T	F	S
						\$
						3
4	5	6	7	8	9	10
11	12	13	14	15	16	17
18	19	20	21	22	23	✂
25	26	⌚	28	29	30	

DECEMBER

S	M	T	W	T	F	S
						\$
						8
9	10	11	⊛	13	14	15
16	17	18	19	20	21	✂
23	24	25	26	27	28	29
30	31					

-  Hourly Employee Cutoff Date
-  Turn in all Hourly Payroll Information by 8:00 a.m.
-  Hourly Employee Pay Day
-  Early Turn in for January Payroll due to the Holiday Break (8:00 a.m.)